



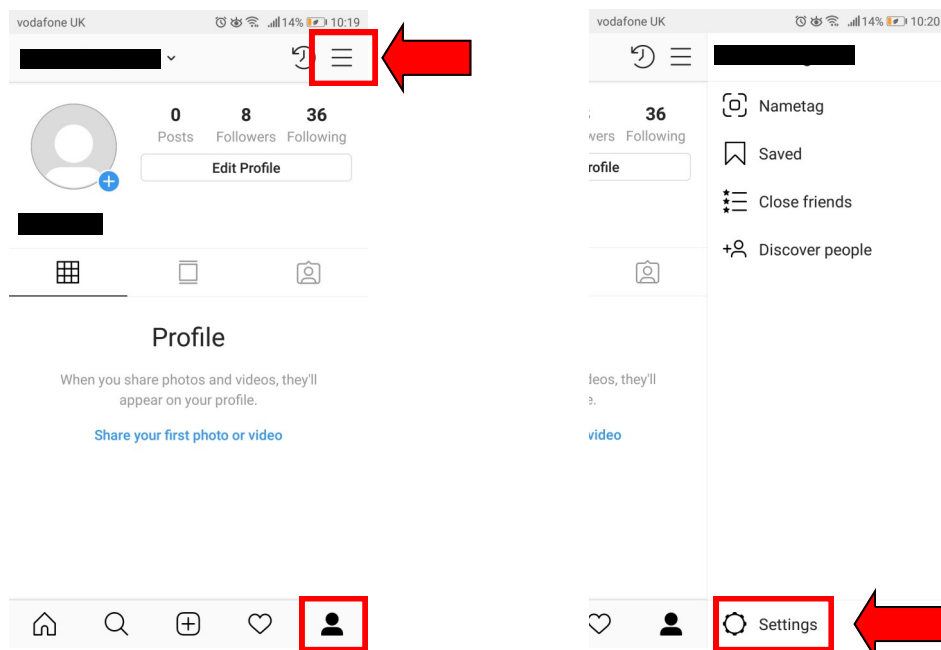
# Instagram

## How to make your account private

Instagram is a hugely popular photo and video sharing social media app owned by Facebook. It currently boast over 1 Billion users on the app each month.

To access your privacy settings and set your account to private, first access the settings by clicking on the profile icon followed by the 3 lines or dots in the top corner.

Some more options will appear at the side, the settings button at the bottom is the one we want to tap.

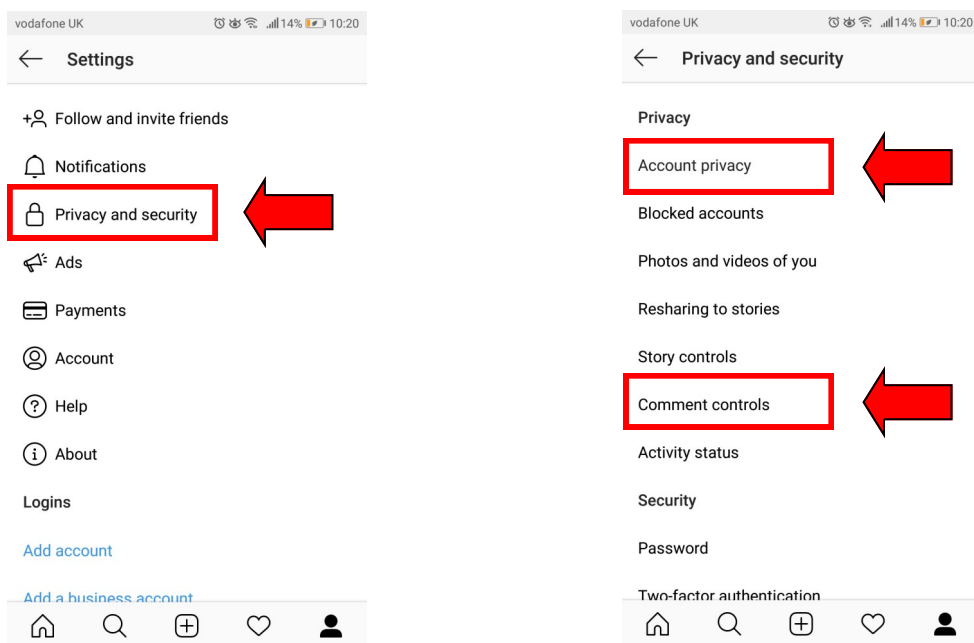


Tap on the Privacy and Security option then select Account Privacy and turn on the Private Account option.

When your account is private, only people you approve can see your photos and videos. Your existing Followers wont be affected.

**This does not make your profile picture private or stop other people sending you messages.**

You can also control who is allowed to comment on your posts and you have the option to hide offensive comments from your posts



More information on how to use Instagram and it's privacy controls,  
visit <https://help.instagram.com/>



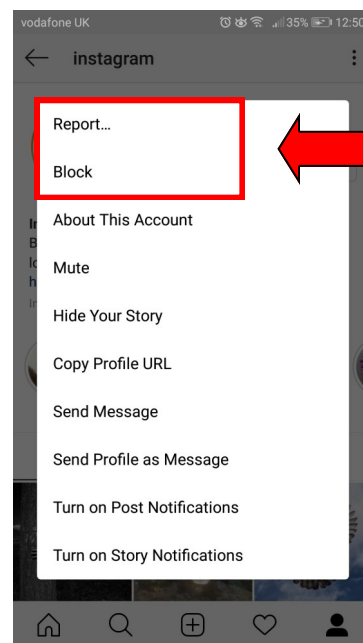
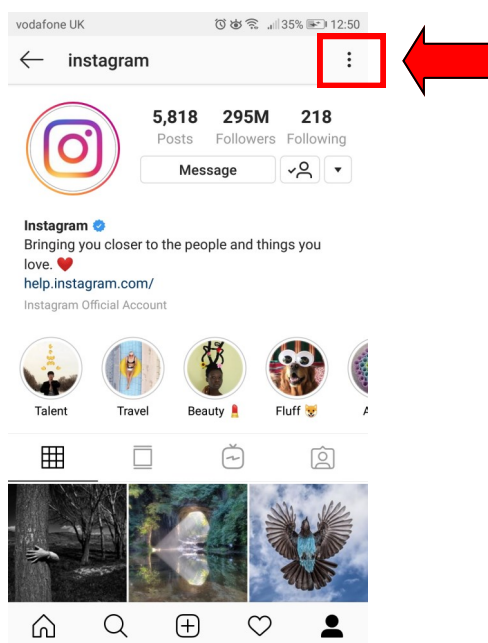
# Instagram

## How to block other users

If someone is being abusive, or if you just don't want them to see your posts or contact you anymore, you can block them through the app.

Visit their profile and tap on the 3 dots in the top right corner. Some more options will pop up onto the screen - just tap on the option you want.

Instagram also comes with a Mute facility which will still keep you connected as followers but will hide their posts from your Instagram feed.



## Help and Advice



# TALK TO US

If things are getting to you

Talk to us any time you like, in your own way – about whatever's getting to you.

116 123

This number is FREE to call

FREE

✉ [jo@samaritans.org](mailto:jo@samaritans.org)

🌐 [samaritans.org](http://samaritans.org)

SAMARITANS

A registered charity

